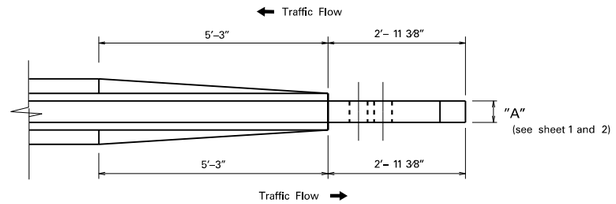

PLAN

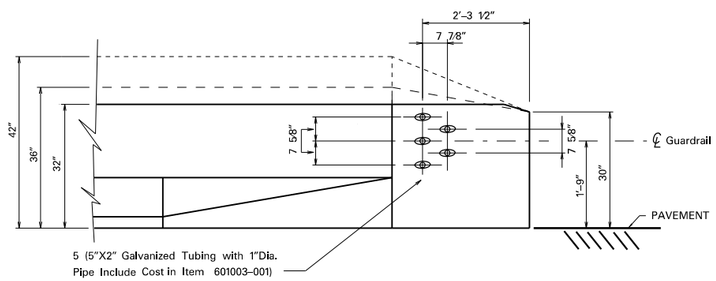

ELEVATION

DOUBLE FACE TRANSITION

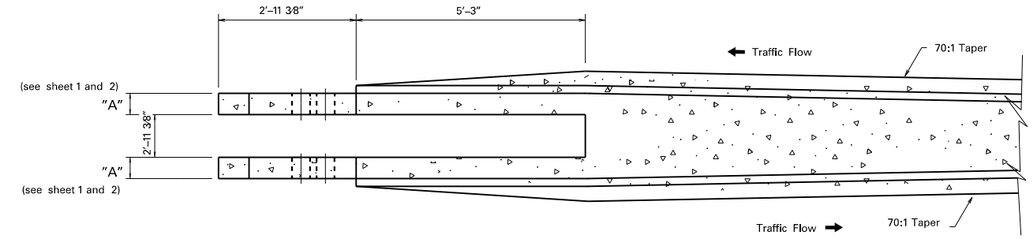

PLAN

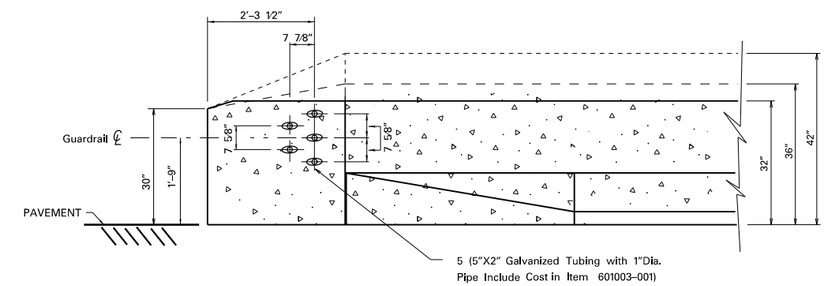

ELEVATION

DOUBLE MEDIAN TRANSITION

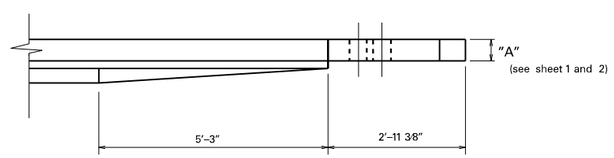

PLAN

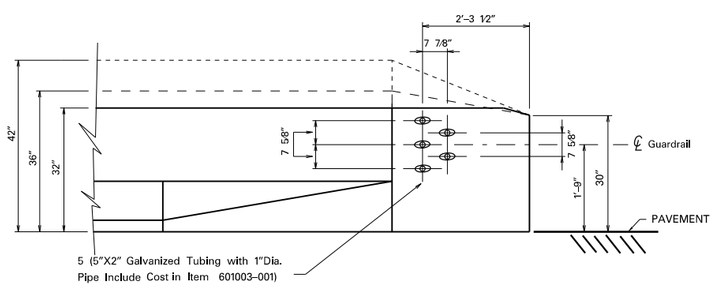

ELEVATION

SINGLE FACE TRANSITION

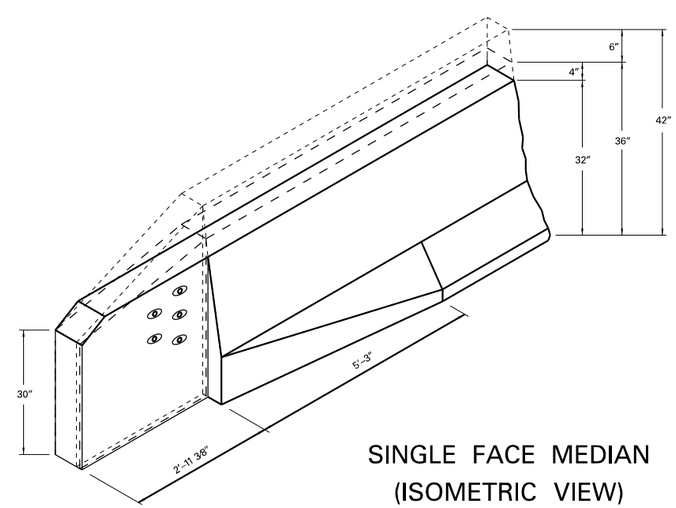

SINGLE FACE MEDIAN
(ISOMETRIC VIEW)

NOTES

The contractor shall have the option to install either the N-J Shape or the F-Shape median unless otherwise specified on the Plans.

For additional dimensions, notes and details see Sheet 1 and 2.

For additional notes and details of the guardrail bolt pattern, see Standard Detail Sheet GR10.

Elongated bolt holes do not apply to existing end posts that are not being reconstructed.

WEST VIRGINIA DEPARTMENT OF TRANSPORTATION
DIVISION OF HIGHWAYS

REVISED STANDARD DETAIL

TYPE V MEDIAN

GUARDRAIL ATTACHMENT

F-SHAPE OR N-J SHAPE

PREPARED 7-1-99

REVISION DATE
11-13-12

REPLACES (Sheet 3 of 4)

STANDARD SHEET GR12